

**Pre-Primary  
Academic Plan(2011-2012)  
September(23)  
Theme: Food (Fruits & Vegetables )**

**1. Listening Skill**


- a. Story  
 i. Pied Piper of Hamelin  
 ii. 'i' vowel sound story
- b. Rhymes  
 i. Pg. no. 33  
 ii. Pg no 31  
 iii Pg no 32

Extra :  
 i. Vegetable Power



**2. Speaking Skill**

- a. Name some fruits?  
 Ans. Apple, mango, banana, grapes, watermelon, melon, chiku,, orange.
- b. Name some vegetables.  
 Ans. carrot, radish, potato, onion, tomato, brinjal, pumpkin, cauliflower ,cucumber
- c. Name our national fruit.  
 Ans. Mango is our national fruit.
- d. Name some leafy vegetables.  
 Ans. Spinach, mint, coriander.
- e. Name some milk products.  
 Ans.: cheese, curd, butter, ghee, kheer, burfi
- f. Name some vegetables that we eat raw.  
 Ans.: cucumber, tomato, radish, carrot, cabbage, onion, beetroot..
- g. Name some healthy food.  
 Ans.: fruits, vegetables, milk, chapatti, rice, meat, eggs
- h. Name some unhealthy food (junk food).  
 Ans.: Maggi, kurkure, burger, pizza, cold drink, chocolate, toffee, fried food.



**Vocabulary**

Nation,	Spinach,	Cucumber,	chiku ,	brinjal,
ginger,	coriander,	mint,	Butter,	chapatti,
cabbage,	beautiful,	cave,	angry.	

**3. Reading Skill**

- a. Identification of vowel 'i' words and phrases.
- b. Identification of
- c. Identification of shapes.
- d. Identification of different types of food.

**4. Writing Skill**

- a. Vowel 'i' words with pictures,
- b.
- c. Addition, subtraction(1-10) and shapes (○ △ □ ▭ )
- d. Backward counting (10 to 1)

**5. Basic Concepts**

- |                       |                  |
|-----------------------|------------------|
| a. I.A.B. Book        | Pg. no. 29 to 34 |
| b. My English Book    | Pg. no. 22 to 27 |
| c. Kindergarten Maths | Pg. no. 41 to 60 |
| d. Baal Madhuri       | Pg. no. 24 to 36 |
| e. Shabd Abhayas      | Pg. no. 10 to 22 |



**6. Thinking Skills**

- a. Matching
- b. Sorting
- c. Missing
- d. Sequencing
- e. Classification

**7. Environmental Concept**

- a. Food



**8. Art and Craft**




- a. Fun with colours- Pg 11, 12.
- b. Draw and colour '5' Fruits & '5' vegetables.
- c. Paste pictures of some healthy /unhealthy food.
- d. Vegetable printing.
- e. Draw and colour 2 healthy and 2 unhealthy food.



**9. Activity**

- **Salad making.**
- **Healthy Food Day** - 'Eat healthy, stay healthy' - children will bring any healthy food item like green vegetables, pulses, chapatti, curd, rice, salad.
- **Teachers' Day** (Greeting Card making).



### Suggested Activities for Parents

- Take the child to vegetable/fruit market and help him/her to identify the different fruits and vegetables.
- Encourage the child to eat healthy nutritious food.
- Tell them the importance of eating healthy food.



### The Pied Piper of Hamelin

Once there was a beautiful town called Hamelin. The people there were very kind and good but very untidy. They left bits of food everywhere.. They did not put garbage in the dustbin and did not clean their houses everyday. So a lot of rats came to their town, they were in drawers, under tables, in the jars, everywhere. Some were big, some were small, some were grey and some were brown. The people were in problem, so they all went to the '**Mayor of the town**'. The Mayor called a little man called **Pied Piper** who promised to help them in getting rid of the rats for a bag of gold coins. The Pied Piper played a tune on his magic flute and, danced a, funny dance and all the rats followed him. He led them out of the town in a cave. When he came back for his bag of gold coins, the Mayor refused to pay any amount. The pied piper was very angry and he warned the Mayor of dire consequences. But the Mayor laughed at him. He started playing a different tune on his flute and danced a lively dance and all the children of the town followed him. The adults could not stop their loved ones. He led all the children out of the town into a cave. The people started crying and went to the mayor. The Mayor realized his mistake and gave a bag of gold coins to the Pied Piper, who, in turn brought the children back to Hamelin. Everyone thanked the Pied Piper.

### Vegetable Power

Tomatoes make

your cheeks red,

Carrot make

you jump ahead.

Spinach makes

you very strong

Peas make


you dance along.

Eat your vegetables

every day,

And you'll always

Be happy and gay.



## Menu for the Month (Daywise)



- Monday** - Vegetable or cheese sandwich / toast + any fruit.
- Tuesday** - Parantha + Vegetable.
- Wednesday** - Poori + Potato.
- Thursday** - Chapati + any vegetable + salad.
- Friday** - Bread pakora + any fruit.

