

**Pre- School
Academic Plan (2011-2012)
September (23)
Theme: Animals**

1. Listening Skills

a. Stories

Sound stories from 'Ii' to 'Mm'.

Pied Piper of Hamelin

b. Rhymes(from Rhythmic Rhyme Book)

i. Rabbits Rabbits 1,2,3

Pg. no. 52

ii.

Pg. no. 53

iii.

Pg. no. 57

c. Songs

i.



11. Speaking Skills

- Please give me a pencil/eraser/sharpener/crayons.
- May I go the toilet/loo/washroom?
- May I come in?
- I have finished my lunch.
- I have done my work.
- **Simple questions** such as:

a. Where do wild animals live?

Ans. Wild animals live in the jungle.

b. Name some wild animals.

Ans. Lion, tiger, bear, deer, giraffe, elephant, fox, wolf, rhino, hippo.

c. Where do domestic animals live?

Ans. In or around our home/ on the farm.

d. Name some domestic animals.

Ans. Cow, dog, cat, buffalo, camel, donkey, sheep, goat, horse.

e. Name the animal that gives us wool.

Ans. Sheep

f. Name the animals that give us milk.


Ans. Cow, goat, buffalo

g. Name the animals on which we can take a ride.

Ans. Horse, camel, elephant

a. Name our national animal.

Ans. Tiger

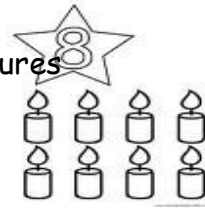


Vocabulary

beautiful town, untidy garbage, coin, magic,
 flute, funny, angry, sharpener, crayons

12. Reading Skills

- a. Identification of letters Ii to Mm with pictures
- b. Identification of numerals 7 to 9
- c. Counting of objects(1 to 9)
- d. Identification of colour(orange)
- e. Identification of Shape (Rectangle)
- f. Oral counting 1 to 40.



13. Writing Skills

- Children will write letters Ii to Mm and draw pictures starting with a particular sound.

14. Number Concept

Colour concepts (Orange)
 Concept of shapes (Rectangle)




15. Basic Concepts

- Fun with Maths Pg no. 32 to 37, 48 to 54
- Fun with English Pg no. 32 to 43
- Integrated Activity Book Pg. no. 33 to 37
- Fun with Colours Pg. no. 4 to 11
- Worksheets Pg. 17 to 26, 67 to 72, 79, 80, 89

16. Thinking Skills

- a. Sequencing(using play cards)
- b. Classification (wild/domestic animals)
- c. Free play with clay(letters/shapes)



17. Environmental Concepts

- Animals(Wild/domestic)
- Things we get from animals

18. Art & Craft

- Pasting the pictures of different domestic and wild animals.
- Free hand drawing (rectangle, pictures related to the letters Ii to Mm)
- Making a dog (Origami art)



10. Physical Education.

- Shape walk(Rectangle)
- Slide, climb, bend
- Jump, hop





- **Activities**



- **Orange Day**(bringing any object of orange colour to the school on that day)
- **Square Shape Day** (bringing any object of rectangular shape, walking on the rectangular shape, walking on the shape, jumping into the right shape)

A day with the animals.

- **Teachers' Day**(Making and decorating a card.)

Suggested activities for Parents

- Help the child to identify the sounds Ii to Mm in his/her surrounding
- Help the child to count the different objects (1 to 9) at home.
- Help the child to identify the shapes (, , , ) of different objects at home.
- Encourage the child to identify orange colour in his/her environment.
- Take the child to the zoo and help him/her to identify different wild animals.
- Help the child to know different things we get from animals.



The Pied Piper of Hamelin

Once there was a beautiful town called Hamelin. The people there were very kind and good but very untidy. They left bits of food everywhere.. They did not put garbage in the dustbin and did not clean their houses everyday. So a lot of rats came to their town, they were in drawers, under tables, in the jars, everywhere. Some were big, some were small, some were grey and some were brown. The people were in problem, so they all went to the 'Mayor of the town'. The Mayor called a little man called **Pied Piper** who promised to help them in getting rid of the rats for a bag of gold coins. The Pied Piper played a tune on his magic flute and, danced a, funny dance and all the rats followed him. He led them out of the town in a cave. When he came back for his bag of gold coins, the Mayor refused to pay any amount. The pied piper was very angry and he warned the Mayor of dire consequences. But the Mayor laughed at him. He started playing a different tune on his flute and danced a lively dance and all the children of the town followed him. The adults could not stop their loved ones. He led all the children out of the town into a cave. The people started crying and went to the mayor. The Mayor realized his mistake and gave a bag of gold coins to the Pied Piper, who, in turn brought the children back to Hamelin. Everyone thanked the Pied Piper.

Note: The parents are requested to read the story and make the children understand it.

Menu for the Month (Daywise)



Monday - Vegetable or cheese sandwich / toast + any fruit.

Tuesday - Parantha + Vegetable.

Wednesday - Poori + Potato.

Thursday - Chapati + any vegetable + salad.

Friday - Bread pakora + any fruit.

