

**Pre- School
Academic Plan (2011-2012)
November (21)
Theme: Plants/ Modes of Transport**

1. Listening Skills

a. Stories

Sound stories from 'N n' to 'Q q'.
Goldilock and the three Bears

b. Rhymes(from Rhythmic Rhyme Book)

- i. saalk
- ii. Out in the garden
- iii. Traffic lights
- iv. saD,k kl bai%tyaaĐ


Pg. no. 19

Pg no. 58

Pg no. 49



Pg. no. 50



c. Songs

- i. The Wheels of the bus
- ii. We love Nehru.
- iii. pMiDt naoh\$ mahana

2. Speaking Skills

- I have finished my lunch.
- I have done my work.
- How are you?
- I am fine thank you.
- May I go to wash my hands?
- **Simple questions** such as:

a. What is the colour of grass/plants/trees?.

Ans. The colour of grass/plants/ trees is green.

b. What is the food of a plant?

Ans. The food of a plant is sunlight, water and air.

c. Name different parts of a plant.

Ans. Leaf, bud, branch, stem, fruit, root, flower.

d. Name some land transport.

Ans. Car, bus, scooter, cycle, autorickshaw, van.

e. Name some water transport.

Ans. Boat, ship, yacht.

f. Name some air transport.


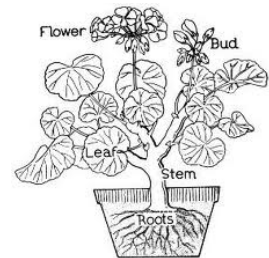
Ans. Aeroplane, helicopter.

g. What do the three traffic lights say?

Ans. Red - Stop, Yellow - Get ready, Green - go

h. Which is our national flower?

Ans. Lotus is our national flower.



Vocabulary

seed

hard

3. Reading Skills

Identification of letters 'N n' to 'Q q' with pictures

- Association between upper case and lower case of letters
- Identification of numerals 3,4,5
- Identification of 'ca' 'T' vega- with pictures
- Identification of three different modes of transport
- Identification of grass/plants/trees
- Identification of colour(Purple, Brown)
- Identification of Shape (circle, triangle - Revision)
- Oral counting 1 to 70

4. Writing Skills

- Children will write letters N n' to 'Q q' and draw pictures starting with a particular sound.
- Children will write numerals 3,4,5 and draw the pictures according to that particular number.

5. Number Concept

Numerals 3 to 5


Counting the objects (1 to 5)

Missing numbers (1 to 5)

Colour concepts (Purple, brown)

Concept of shapes (circle, triangle - revision)

12345



6. Basic Concepts

- Fun with Maths Pg no. 60 to 67, 73 to 78
- Integrated Activity Book Pg. no. 23 to 25,44 to 49
- Fun with English Pg no. 44-49
- Fun with Colours Pg. no. 8-15
- Worksheets Pg. no. 27-34

7. Thinking Skills

- Classification (Air/land/water transport)
- Matching

8. Environmental Concepts

- Plants
- Modes of Transport(Land,Water,Air)



9. Art & Craft

- Colouring the given picture






- Pasting the pictures of different modes of transport.


10. Physical Education.

- Running on toes, swing, slide, climb, turn around, obstacle race



11. Activities

- Nature walk (in the school garden)
- Role Play on Land Transport(Children will paste pictures of different types of Land transport on them and speak a few lines on them)
- Obstacle Race(based on the concept of Traffic lights)
- Making Traffic Lights(using ice-cream sticks)



Suggested activities for Parents

- Help the child to identify the sounds Nn to Qq in his/her surrounding.
- Encourage the child to identify purple and brown colour in his/her environment.
- Take the child to a park/ garden and let him/her observe different things there.
- Draw the attention of the child towards the different means of transport on road and the traffic lights while traveling.

Wheels of the bus

Wheels of the bus go round and round
round and round, round and round
Wheels of the bus go round and round all day long

Horn of the bus goes pee pee pee
pee pee pee, pee pee pee
Horn of the bus goes pee pee pee
all day long

Wipers of the bus go swish swish swish
swish swish swish, swish swish swish
Wipers of the bus go swish swish swish
all day long

Wheels of the bus - - - - -



Goldilocks & The Three Bears

Once there lived three bears - Papa Bear, mummy Bear and Baby Bear in a small house. One morning, Mummy Bear cooked porridge for the breakfast. Papa Bear said that as the porridge was too hot, they should go out for a walk. When the three bears were away, a little girl with golden hair, named Goldilocks, came to their house. she saw three bowls on the table. The porridge in the big bowl was too hot, the porridge in the middle sized bowl was too cold, but the porridge in the little bowl was just right. She ate up all the porridge in the little bowl. There were three chairs. The big chair was too high, the middle sized chair was too low, but the small chair was just right. She sat on the small chair, it cracked down to pieces. Goldilocks went upstairs. There were three beds. The big bed was too hard, the middle sized bed was too soft, but the little bed was just right. Goldilocks slept on the little bed. When the three bears came back, the Baby Bear started crying as there was no porridge in his bowl and his chair was also broken. Papa Bear got angry and they went upstairs, where Goldilocks woke up at the sound of bears and ran away from the window.



Note: The parents are requested to read the story and make the children understand it.

Children's Day

We love Nehru
Children say
14 November is his birthday
Chacha Nehru amar rahen
Chacha Nehru amar rahen



Menu for the Month

- | | | |
|------------------|---|--|
| Monday | - | Vegetable or cheese sandwich / toast + any fruit |
| Tuesday | - | Poori + potato |
| Wednesday | - | Stuffed parantha + biscuits |
| Thursday | - | Vegetable pulao + salad |



Friday

- Chapati + any vegetable + any fruit

Pre-Primary
Academic Plan(2011-2012)
November(21)
Theme: Animals and Birds




1. Listening Skill

a. Story

- i. The tortoise that flew in the sky.
- ii. 'u' vowel sound story

b. Rhymes

- | | |
|-----------------|----------------------|
| i. Pg. no. 54 | saaonao kl icaid,yaa |
| ii. Pg no 8,9 | Going to the zoo |
| iii. Pg no 13 | kbaUtr maaor |
| iv Pg. no. 52 | Count 123 |
| v. Pg no. 14 | icaid,yaa kaOAa |
| vi. Pg no. 15 | taota |
| Vii. Pg. no. 10 | iballal ka baqa- Do |
- Rhymes on chacha Nehru



2. Speaking Skill

I.. Answer the following questions:

- a. Where do the birds live?.

Ans. The birds live in nests.

- b. How do the birds fly and where do the birds fly?.

Ans. The birds fly with the wings in the sky

- c. Name the birds that give us eggs..

Ans. Hen and duck gives us eggs.

- d. What is the dog's baby called?

Ans. The dog's baby is Puppy.

- e. What is the goat's baby called?.

Ans. The goat's baby is called Kid.

- f. What is the cow's baby called?.

Ans. The cow's baby is Calf.

- g. What is the cat's baby called? .



Ans. The cat's baby is Kitten.

- h. What is the lion's baby called?


Ans. The lion's baby is Cub.

- i. Name our national bird..

Ans. Peacock is our national bird.



www.LucyGardens.com



Vocabulary

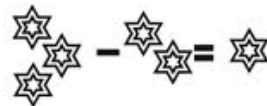
goat,
decorated,

3. Reading Skill

- Identification of vowel 'u' words and phrases
- Identification of Hindi words (two letters & three letters)
- Identification of numerals(11-20)
- Identification of different animals and birds with pictures and sounds

4. Writing Skill

- Children will write vowel 'u' words with pictures,
- Two & three letter words in Hindi
- Concept of 11-20(Before/After/Between)
- Concept of subtraction.




5. Basic Concepts



- | | |
|-----------------------|------------------|
| a. I.A. Book | Pg. no. 44 to 50 |
| b. My English Book | Pg. no. 34 to 42 |
| c. Kindergarten Maths | Pg. no. 68 to 70 |
| d. Baal Madhuri | Pg. no. 35 to 46 |
| e. Shabd Abhayas | Pg. no. 23 to 30 |



6. Thinking Skills

- Matching
- Sorting
- Missing
- Sequencing
- Classification



7. Environmental Concept

- Animals and Birds



8. Art and Craft

- a. Fun with colours- Pg 15 to 18
- b. Making 'A Peacock' with the help of hand
- c. Draw and colour 'A Duck in a Pond'
- d. Bird making



9. Activity

- i. Poem Recitation Competition.
- ii. Sounds of animals and birds.

Suggested Activities for Parents

- Take the child to zoo and identify different wild/domestic animals.
- Encourage the child to colour the faces of animals and make their sounds.

Children's Day

We love Nehru
Children say
14 November is his birthday
Chacha Nehru amar rahen
Chacha Nehru amar rahen



Menu for the Month (Daywise)

- | | | |
|------------------|---|--|
| Monday | - | Vegetable or cheese sandwich / toast + any fruit |
| Tuesday | - | Poori + potato |
| Wednesday | - | Stuffed parantha + biscuits |
| Thursday | - | Vegetable pulao + salad |
| Friday | - | Chapati + any vegetable + any fruit |



